



Pharmaceutical Security Solutions from CustomVault

When it comes to pharmaceutical security, **CustomVault** is the industry expert. We have over 30 years of experience and leadership in Schedule I/II and III-V solutions. Our team is well-versed in the intricacies of 21 CFR 1301.72, the governing specification for pharmaceutical applications. When smaller quantities dictate a vault alternative, we recommend a high quality safe.

SAFES

A key component of physical security for pharmaceutical laboratories, and facilities with more modest storage requirements, the right safe is in compliance with 21 CFR 1301.72, providing:

- 30 man-minutes of defense against surreptitious entry
- 10 man-minutes of defense against forced entry
- 20 man-hours of defense against lock manipulation
- 20 man-hours of defense against radiological techniques

Furthermore, it should be bolted or cemented to the floor/wall if less than 750 pounds and integrated with an alarm system.



WHICH SAFE WORKS BEST?

A TL (tool resistant) or TR/TL (torch and tool resistant) is your best bet for compliant product security. It also ensures optimal temperature and humidity levels. CustomVault offers standard sized units with security ratings of TL-30 and TR/TL 30, or sizing can be customized to ensure the best fit with your business. Notably:

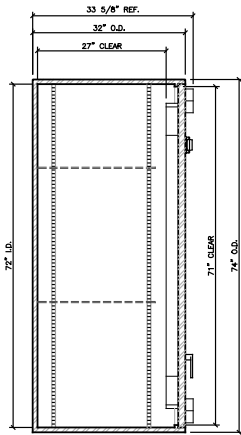
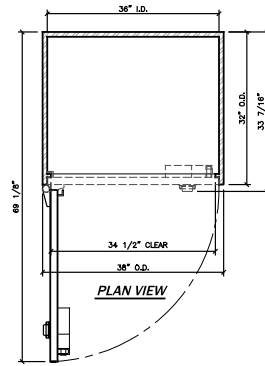
- **TL-30** resists break-in for 30 minutes given efforts with hand tools, picking tools, mechanical or portable electric tools, grinding points, carbide drills, and pressure-applying devices.
- **TR/TL-30** has all of the same capabilities as the TL-30, and also protects against oxy-fuel and gas-cutting or welding torches.

CUSTOMVAULT SAFES ARE ALWAYS

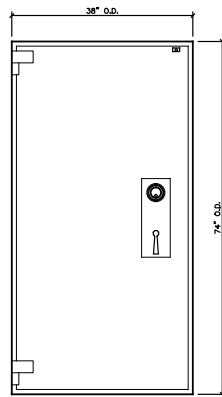
- Customized to meet the needs of your facility
- Compliant with federal regulations as applicable to Schedule I and II pharmaceuticals
- Secured to the floor
- Equipped with time lock devices and locking mechanisms
- Equipped with alarm contacts and seismic sensors
- Tied into your electronic security response network
- Available with customized interiors to accommodate your needs including shelves, compartments, lockboxes etcetera

NOTES:

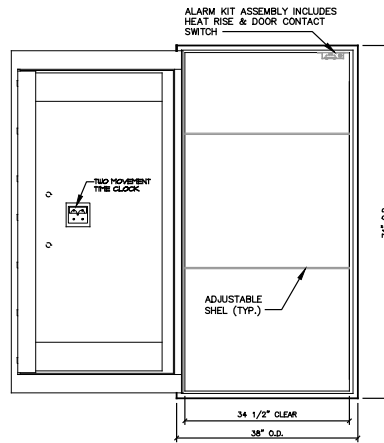
1. COMBINATION LOCK W/SPY-PROOF KEY-LOCKING D & R.
2. BODY & DOOR, TL-15 PLATE SAFE CONSTRUCTION.
3. FINISH: TAUPE (S/W #F63VX-A4907-4334)
4. APPROXIMATE WEIGHT: 2,125 LBS.
5. MODEL 981-2LS (LEFT SWING AS SHOWN)
MODEL 981-2RS (RIGHT SWING OPP.)
6. ONE ADJUSTABLE SHELF PER UNIT.
7. PREPARED FOR TWO MOVEMENT TIME LOCK.



VERTICAL SECTION



EXTERIOR ELEVATION



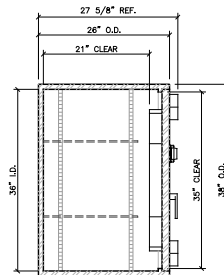
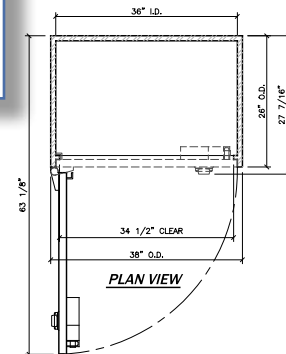
INTERIOR ELEVATION

MODEL 743832 TL-15 SAFE

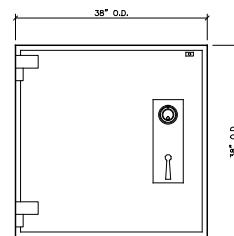
SCALE: 1"=1'-0"
LEFT SWING

NOTES:

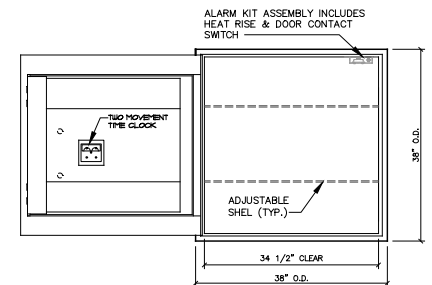
1. COMBINATION LOCK W/SPY-PROOF KEY-LOCKING D & R.
2. BODY & DOOR, TL-15 PLATE SAFE CONSTRUCTION.
3. FINISH: TAUPE (S/W #F63VX-A4907-4334)
4. APPROXIMATE WEIGHT: 1500 LBS.
5. MODEL 981-1LS (LEFT SWING AS SHOWN)
MODEL 981-1RS (RIGHT SWING OPP.)
6. ONE ADJUSTABLE SHELF PER UNIT.
7. PREPARED FOR TWO MOVEMENT TIME LOCK.



VERTICAL SECTION



EXTERIOR ELEVATION



INTERIOR ELEVATION

MODEL 383826 TL-15 SAFE

SCALE: 1"=1'-0"
LEFT SWING

For more information about how we can help you with your pharmaceutical security needs, contact us at: pharma@customvault.com or call 866.431.7646 x4230

Learn more about CustomVault and what we are doing in your industry at www.customvault.com